

punt

ART, CRAFT & DESIGN



DUNE

TECHNICAL INFORMATION SHEET

DUNE

BY MONICA ARMANI, 2024

punt



PRODUCT TYPE

Low tables

Dune, designed by Monica Armani, is presented as a symbol of elegance inspired by nature. Its shapes refer to the majestic striations that sand generates in desert dunes, capturing the organic beauty and serenity of the landscape. A piece capable of bringing sophistication to any project and evoking a sense of perpetual movement thanks to its soft, curved lines.

TIPOLOGÍA DE PRODUCTO

Mesas bajas

Dune, diseñado por Monica Armani, se presenta como un símbolo de elegancia inspirada en la naturaleza. Sus formas hacen referencia a las majestuosas estrías que la arena genera en las dunas del desierto, capturando la belleza orgánica y la serenidad del paisaje. Una pieza capaz de aportar sofisticación a cualquier proyecto y evocar una sensación de movimiento perpetuo gracias a sus líneas suaves y curvas.

DETAILS DETALLES



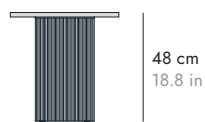
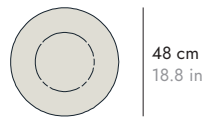
DUNE

BY MONICA ARMANI, 2024


punt

DIMENSIONS DIMENSIONES

DUM048 Side table Mesa auxiliar

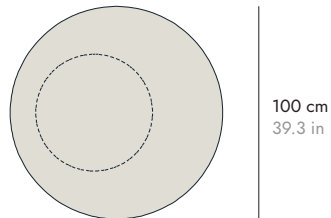


WOODEN TOP

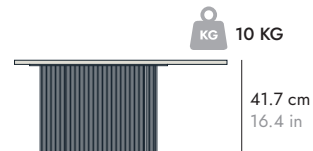


SILESTONE TOP

DUM100 Coffee tables Mesas de centro


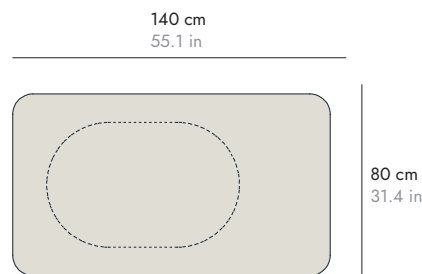


WOODEN TOP




SILESTONE TOP

DUM148 Coffee tables Mesas de centro



WOODEN TOP



SILESTONE TOP



If tables are placed on carpets or non-planar surfaces, they may be unstable.

Si las mesas se colocan sobre alfombras o superficies no planas podría ser inestable.

DUNE

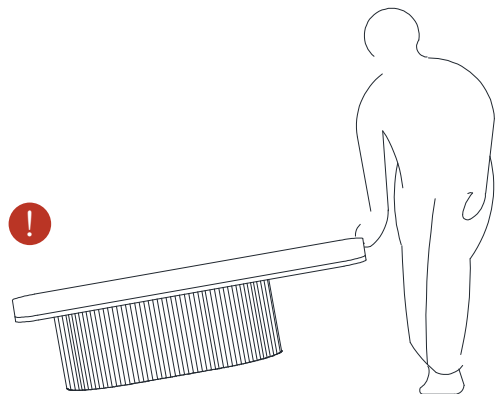
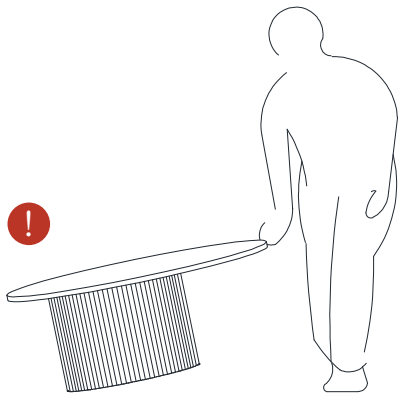
BY MONICA ARMANI, 2024

punt

IMPORTANT INFORMATION INFORMACIÓN IMPORTANTE

Dune tables should not be dragged, as the slatted base can be damaged by rubbing.

No arrastrar las mesas Dune ya que el alistonado de las bases puede dañarse con el roce.



DUNE

BY MONICA ARMANI, 2024

punt

MATERIALS

Silestone.

Top with straight edges and polished Silestone edges.


Wood.

Top in MDF E1 board (low formaldehyde content) clad in natural oak wood.


Base.

Veneered plywood board with flexible textured lacquered MDF panel.

Wooden top Sobre de madera




SUPER MATT OAK
ROBLE SÚPER MATE
CHENE SUPERMATE
SUPER MATT EICHE
ROVERE OPACO




WHITENED OAK
ROBLE BLANQUEADO
CHENE BLANCHI
EICHE WEISS
ROVERE SBIANCATO



WALNUT STAINED OAK
ROBLE TEÑIDO NOGAL
CHENE TEINTÉ NOYER
EICHE NUSSBAUM
GEBEIZT
ROVERE TINTO NOLE



DARK GREY STAINED OAK
ROBLE TEÑIDO GRIS
CHENE TEINTE GRIS
DUNKELGRAU GEBEIZTE
EICHE
ROVERE TINTO GRIGIO
SCURO



EBONY STAINED OAK
ROBLE TEÑIDO ÉBANO
CHENE TEINTÉ ÉBÔNE
EICHE GEBEIZT
EBENHOLZ
ROVERE TINTO ÉBANO

MATERIALES

Silestone.

Sobre con cantos rectos y aristas pulidas de Silestone.

Madera.

Sobre de tablero MDF E1 (bajo contenido en formaldehído) aplacado en madera de roble natural.

Base.

Tablero de contrachapado chapado con panel flexible de MDF lacado texturizado.

Silestone top Sobre de Silestone



SILESTONE CALACATTA GOLD



SILESTONE MARGUINA

Base Base



COPPER
COBRIZO
CUIVRE
KUPFER
RAME



GREEN FOREST
VERDE BOSQUE
FOREST VERT
WALDGRÜN
VERDE FORESTA



BLACK
NEGRO
NOIR
SCHWARZ
NERO