

viccarbe

Noha

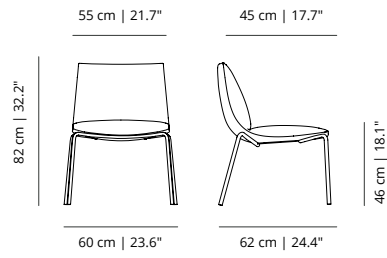
Designed by L + R Palomba

Technical info - EN

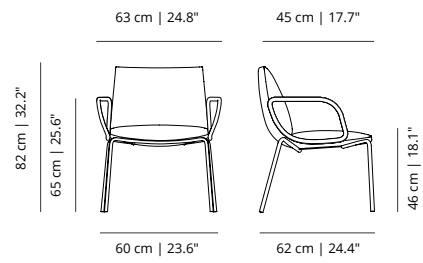
V01

NOHA CHAIR

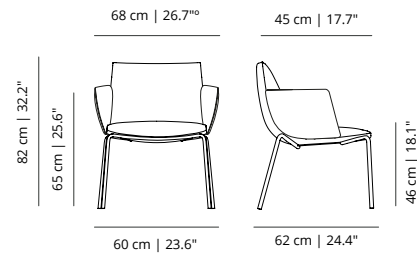
NOME
four metal legs



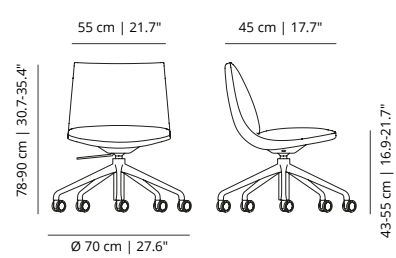
NOME + NOBRME
four metal legs with armrests



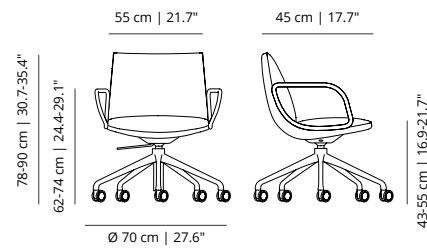
NOME + NOBRT
four metal legs with upholstered armrests



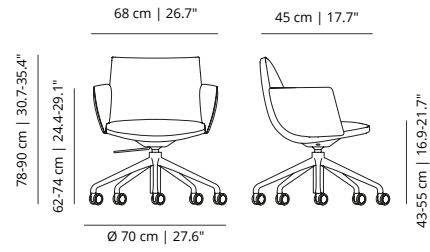
NOBR
five casters base



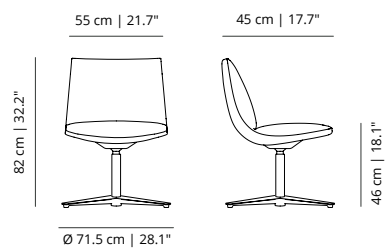
NOBR + NOBRME
five casters base with armrests



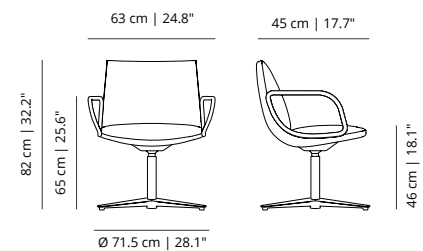
NOBR + NOBRT
five casters base with upholstered armrests



NOPLA
flat swivel base

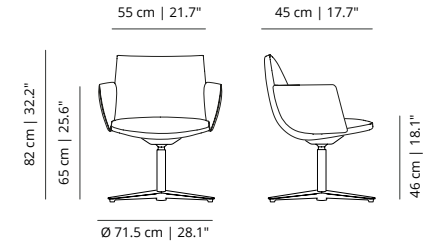


NOPLA + NOBRME
flat swivel base with armrests

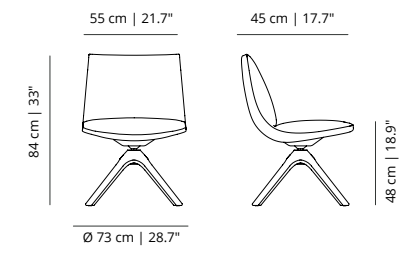


NOHA CHAIR

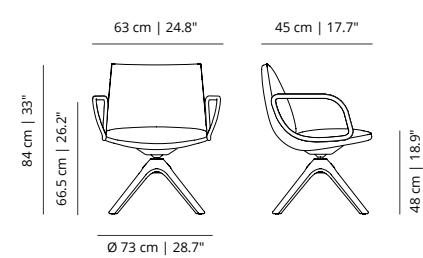
NOPLA + NOBRT
flat swivel base with upholstered armrests



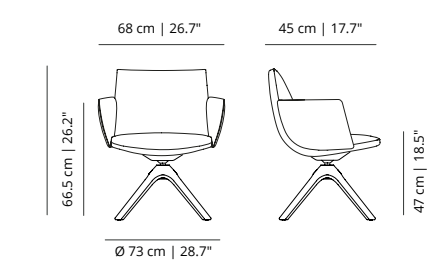
NOMA
wooden base



NOMA + NOBRME
wooden base with armrests

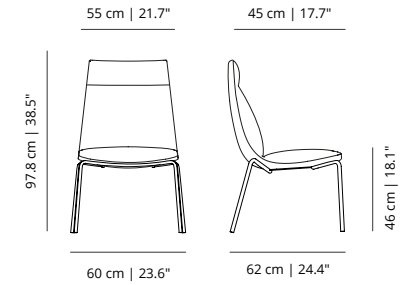


NOMA + NOBRMT
wooden base with upholstered armrests

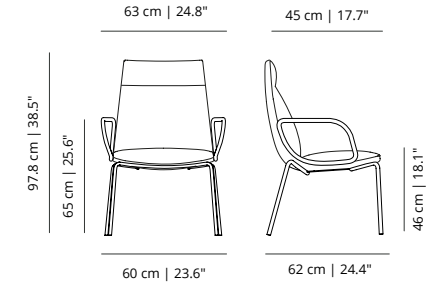


NOHA EXECUTIVE CHAIR

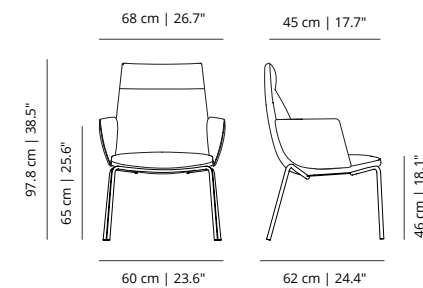
NOMEH
four metal legs



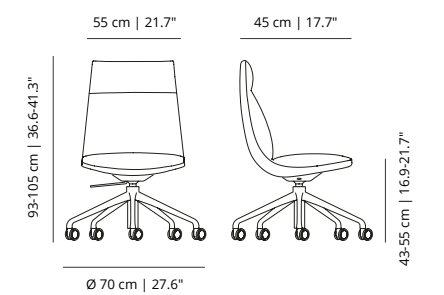
NOMEH + NOBRME
four metal legs with armrests



NOMEH + NOBRT
four metal legs with upholstered armrests

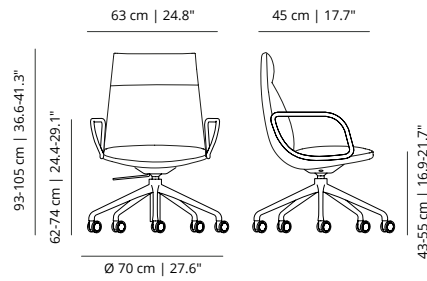


NOBRH
five casters base

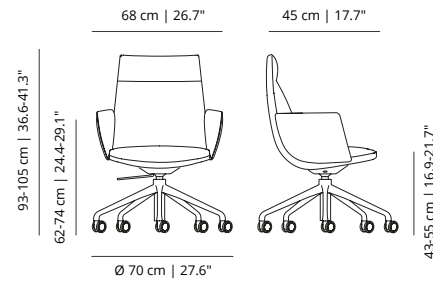


NOHA EXECUTIVE CHAIR

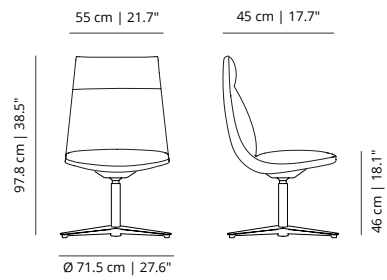
NOBRH + NOBRME five casters base with armrests



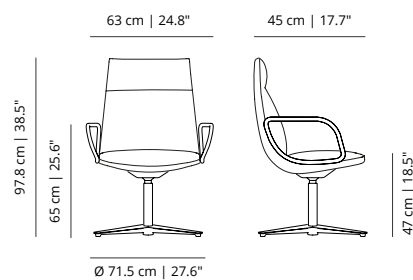
NOBRH + NOBRT five casters base with upholstered armrests



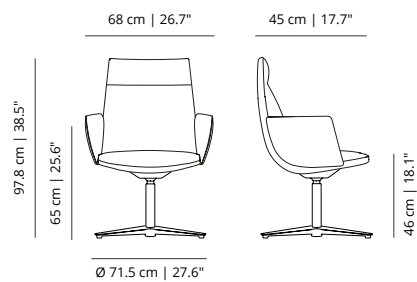
NOPLAH flat swivel base



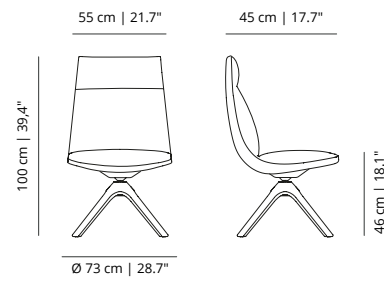
NOPLAH + NOBRME flat swivel base with armrests



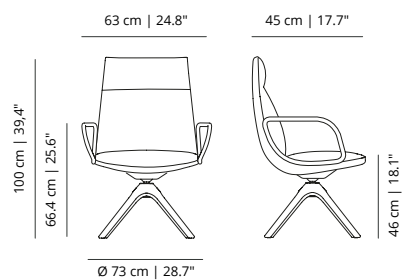
NOPLAH + NOBRT flat swivel base with upholstered armrests



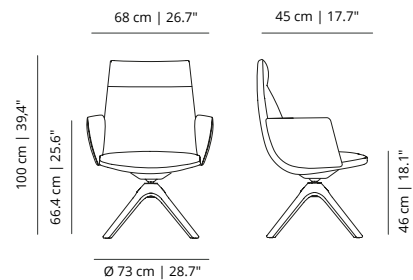
NOMAH wooden base



NOMAH + NOBRME wooden base with armrests



NOMAH + NOBRT wooden base with upholstered armrests



FINISHES

Upholstery

All the fabrics from our collection.

BACKREST HEIGHTS

Standard and Executive backrest – Moulded polyurethane foam seat on steel frame.



Standard backrest

Executive backrest

ARMRESTS

Metal armrests – Calibrated tubular steel armrests powder coated in black or white thermoset polyester.

Upholstered armrests – Moulded polyurethane foam armrests on steel structure.



Without armrests

Metal armrests

Upholstered armrests

STRUCTURE

Powder coated



white
RAL 9003

black
RAL 9005

taupe*
RAL 1019

Microtextured nylon**




black
RAL 9005

*Only available for four legs base and metal armrests.

**Only available for five casters base.

WOODEN SWIVEL BASE

Stained Beech Wood



bleached oak

matt oak

cognac oak

walnut oak

ash oak

PIPING COLORS



white

linen

burgundy

forest green

anthracite

OPTIONAL MECHANISMS



Tilting

Self-return

The tilting option is available for all the bases except the four metal legs base. The self-return option is only available for flat swivel base and wooden swivel base.

BASES

Four metal legs – Calibrated steel structure powder coated in thermoreinforced polyester in white or black. Black or white plastic glides with or without felt.

Five casters nylon base with height adjustment – Black nylon swivel base. Gas height adjustment and soft casters in black. Available with tilting mechanism (with locking as an option for this base).

Five casters aluminum base with height adjustment – White or black lacquered aluminum base with microtextured finish. Gas height adjustment and soft casters in white or black. Available with tilting mechanism. Available with tilting mechanism (with locking as an option for this base).

Flat swivel base – White or black lacquered swivel aluminum base with microtextured finish. Black or translucent plastic glides with or without felt. Available with tilting and self-return mechanism.

Wooden swivel base – Swivel structure in stained beech wood in the finishes of the collection. Available with tilting and self-return mechanism. Available with tilting and self-return mechanism.

Let's talk

We want to help you find the best designs for your project. Contact us and our team will get back to you as soon as possible.

+ CONTACT US