

# Demí

2019

## Mirco Crosatto

When switched off, Demí is a large, transparent dome. When switched on, the lower edge and the thousands of laser micro-incisions on the surface emit soft and uniform light thanks to the exclusive OptiLight™ technology. The light is generated by an invisible LED bulb inside the ring of the large upper opening that, like in Rome's ancient Pantheon, is the source of light.

- **Heat-blown PMMA diffuser, aluminium mounting. Finish: white/transparent.**

Demí da spenta è un'ampia cupola trasparente. Grazie all'esclusiva tecnologia OptiLight™, quando viene accesa, il bordo inferiore e le migliaia di microincisioni al laser della superficie diffondono un'illuminazione morbida e omogenea. Questa è generata da un'invisibile sorgente LED posta nell'anello del grande foro superiore che, come nell'antico Pantheon, è origine di luce.

- **Diffusore in PMMA termosoffiato, montatura in alluminio. Finiture: bianco/trasparente.**

Demí ist ausgeschaltet eine breite transparente Kuppel. Dank der exklusiven OptiLight™-Technologie streuen der untere Rand und die tausenden Lasermikrogravuren, wenn die Leuchte eingeschaltet wird, ein weiches, gleichmäßiges Licht. Das Licht wird durch eine unsichtbare LED-Leuchtquelle im Ring des großen oberen Lochs, aus dem, wie im alten Pantheon, das Licht kommt, erzeugt.

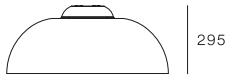
- **Diffusor aus heißgeblasenem PMMA, aus Metall, Gestell aus Aluminium. Ausführung: weiß/transparent.**



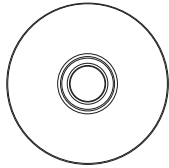




1. Demí Ø70






295

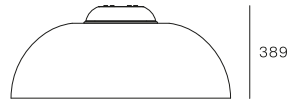
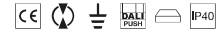


Ø700

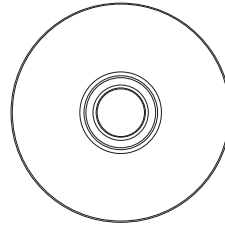
Dimming kits

-  **KIT0079** / CASAMBI  
DALI / 1 art / in
-  **KIT0080** / CASAMBI  
PH-CUT / 1 art / in
-  **KIT0026**  
PH-CUT / 1-3 art

2. Demí Ø95




389



Ø950

Dimming kits

-  **KIT0079** / CASAMBI  
DALI / 1 art / in

MOD	CODE	FINISH	SOURCE	INPUT	DIMMING	CCT (K)	LUMEN	CRI	IP	OPTICS
1	<b>8893</b>	WH TR	TopLED 33W	220-240V	Phase-cut	3000	3748	90	20	Diffused
	<b>8893M</b>	WH TR	TopLED 33W	220-240V	Phase-cut	2700	3485	90	20	Diffused
	<b>8894</b>	WH TR	TopLED 37W	220-240V	DALI Push	3000	4198	90	20	Diffused
	<b>8894M</b>	WH TR	TopLED 37W	220-240V	DALI Push	2700	3904	90	20	Diffused
2	<b>8895</b>	WH TR	TopLED 55W	220-240V	DALI Push	3000	6219	90	20	Diffused
	<b>8895M</b>	WH TR	TopLED 55W	220-240V	DALI Push	2700	5784	90	20	Diffused

Other versions: suspension, p. 158.